


The New Trakka Mk-4 (PB3) Label Applicator

Directions For Loading Labels



1. Pinch cover hook & open bottom cover.



2. Lift Platen up & open.



3. Open label roll holder & insert label roll.
Feed label strip through applicator.



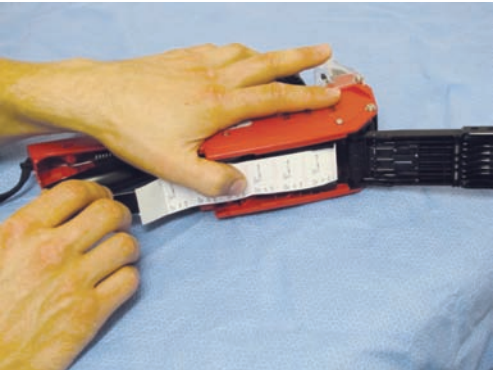
4. Slide label strip down & out of the
bottom of the applicator.



5. Close label roll holder.



6. Close Platen




7. Hold platen down slightly with index
finger or thumb.



8. Squeeze operation lever repeatedly until
5 labels are fed out.



9. Close bottom cover.



Position 1. Expiry Date

Position 2. Cycle Number

Position 3. Date

10. Selector knobs.



MAJAC MEDICAL PRODUCTS

TELEPHONE: 1300 138 578 FACSIMILE: 1300 138 612

E-Mail: sales@majacmedical.com.au, www.majacmedical.com.au



How to use the "Piggy-back" Process Label

"Piggy-back" process label
Sterilizer Record Sheet.

Sterilizer print-out is
attached to the back of the
sheet as a permanent record.

Trakka-Mk4™ STERILIZER RECORD SHEET

STERILIZER ID: _____ PLACE
CYCLE NUMBER: _____ PROCESS
DATE: _____ LABEL
ITEMS INSPECTED BY: _____ LABEL
HERE

ITEMS PROCESSED: _____

PATIENT REF No: _____
CYCLE RELEASE CHECK LIST:
TIME ON: _____ TIME OFF: _____

OPERATOR ID: _____ PASS FAIL
STERILIZER TEMP CHECK: _____ PASS FAIL
INDICATOR CHECK: _____ PASS FAIL
LOAD RELEASE: _____ YES NO
LOAD RELEASE/REJECTED BY: _____
NAME: _____

STERILIZER ID: _____ PLACE
CYCLE NUMBER: _____ PROCESS
DATE: _____ LABEL
ITEMS INSPECTED BY: _____ LABEL
HERE

ITEMS PROCESSED: _____

PATIENT REF No: _____
CYCLE RELEASE CHECK LIST:
TIME ON: _____ TIME OFF: _____

OPERATOR ID: _____ PASS FAIL
STERILIZER TEMP CHECK: _____ PASS FAIL
INDICATOR CHECK: _____ PASS FAIL
LOAD RELEASE: _____ YES NO
LOAD RELEASE/REJECTED BY: _____
NAME: _____


STERILIZER ID: _____ PLACE
CYCLE NUMBER: _____ PROCESS
DATE: _____ LABEL
ITEMS INSPECTED BY: _____ LABEL
HERE

ITEMS PROCESSED: _____

PATIENT REF No: _____
CYCLE RELEASE CHECK LIST:
TIME ON: _____ TIME OFF: _____

OPERATOR ID: _____ PASS FAIL
STERILIZER TEMP CHECK: _____ PASS FAIL
INDICATOR CHECK: _____ PASS FAIL
LOAD RELEASE: _____ YES NO
LOAD RELEASE/REJECTED BY: _____
NAME: _____

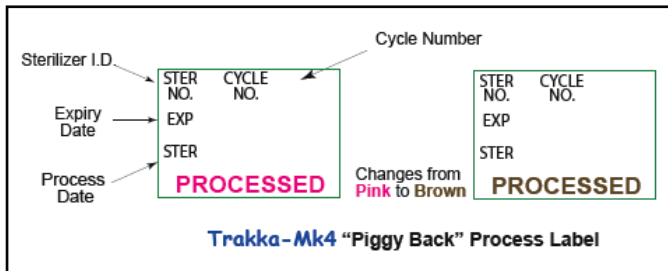
© Trakka-Mk4™ 2008



Trakka Mk-4 "Piggy-back" Label (A Class 4 Indicator)

One pack in each batch has two process labels attached:

- One process label for the record book.
- One process label for the patient record sheet/card.



The Trakka Mk-4 PB3 Label Applicator uses the following "Piggy-back Labels:

Trakka Mk-4/L48-5 (5 rolls per pack) or Trakka Mk-4/L48-2 (2rolls per pack)

* Do not interchange labels and applicators with other brands.

© Copyright 2011 Majac Medical Products Pty Ltd

www.majacmedical.com.au



MAJAC MEDICAL PRODUCTS

TELEPHONE: 1300 138 578 FACSIMILE: 1300 138 612

E-Mail: sales@majacmedical.com.au, www.majacmedical.com.au

